



You and Stella - Together Again

April 29, 2021

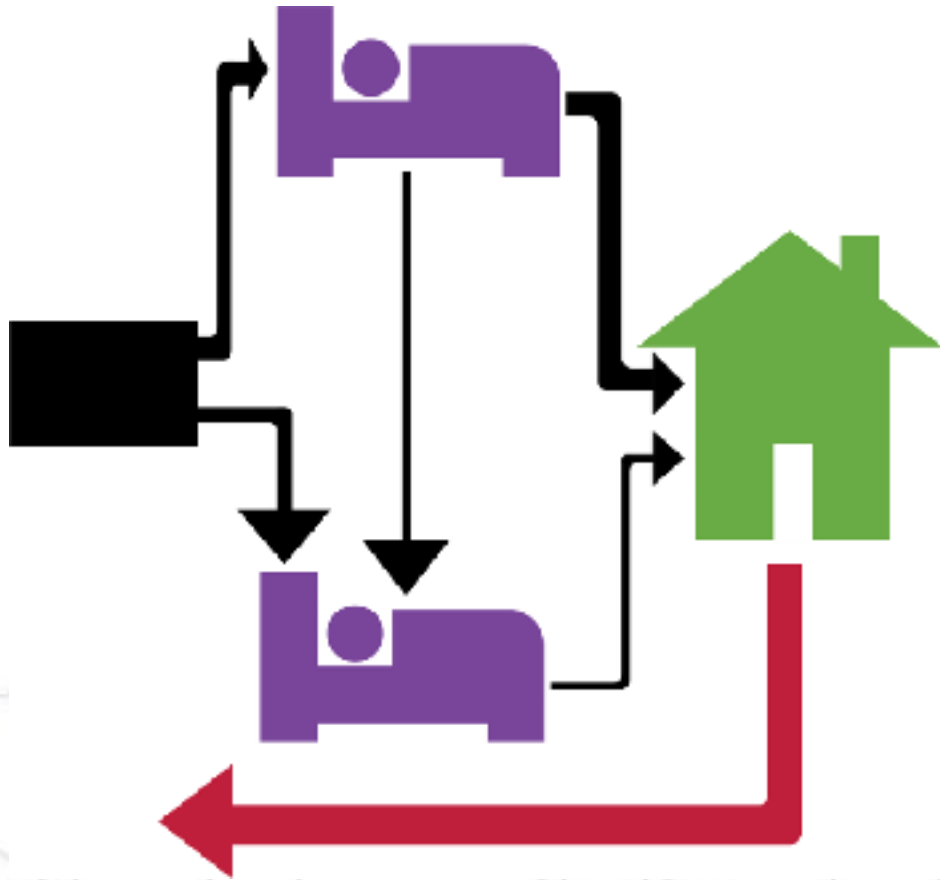
Joyce Probst MacAlpine, Principal Associate, Abt Associates
Stephanie Reinauer, Associate, Abt Associates



Learning Objectives

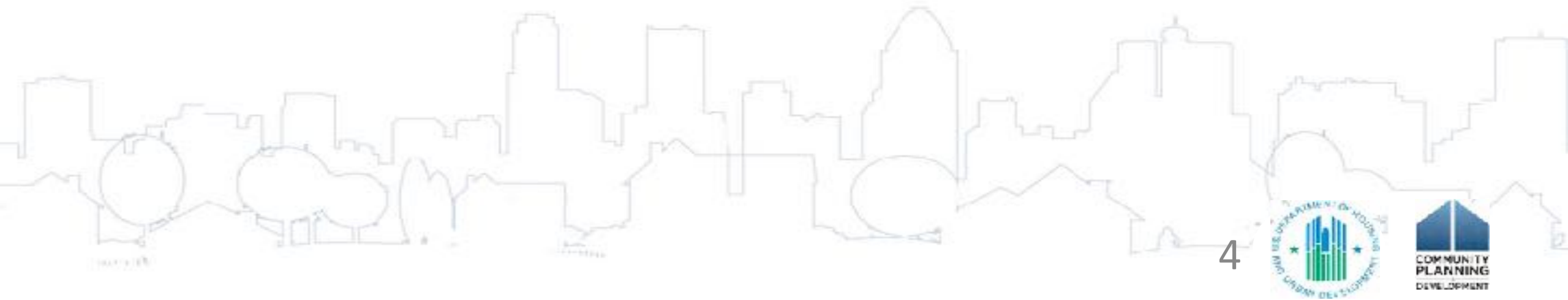
1. Participants will learn about functionality of new and existing Stella P features.
2. Participants will become familiar with the key system performance measures included in Stella P.
3. Participants will learn how to use Stella P to inform system performance improvements.

Session Overview



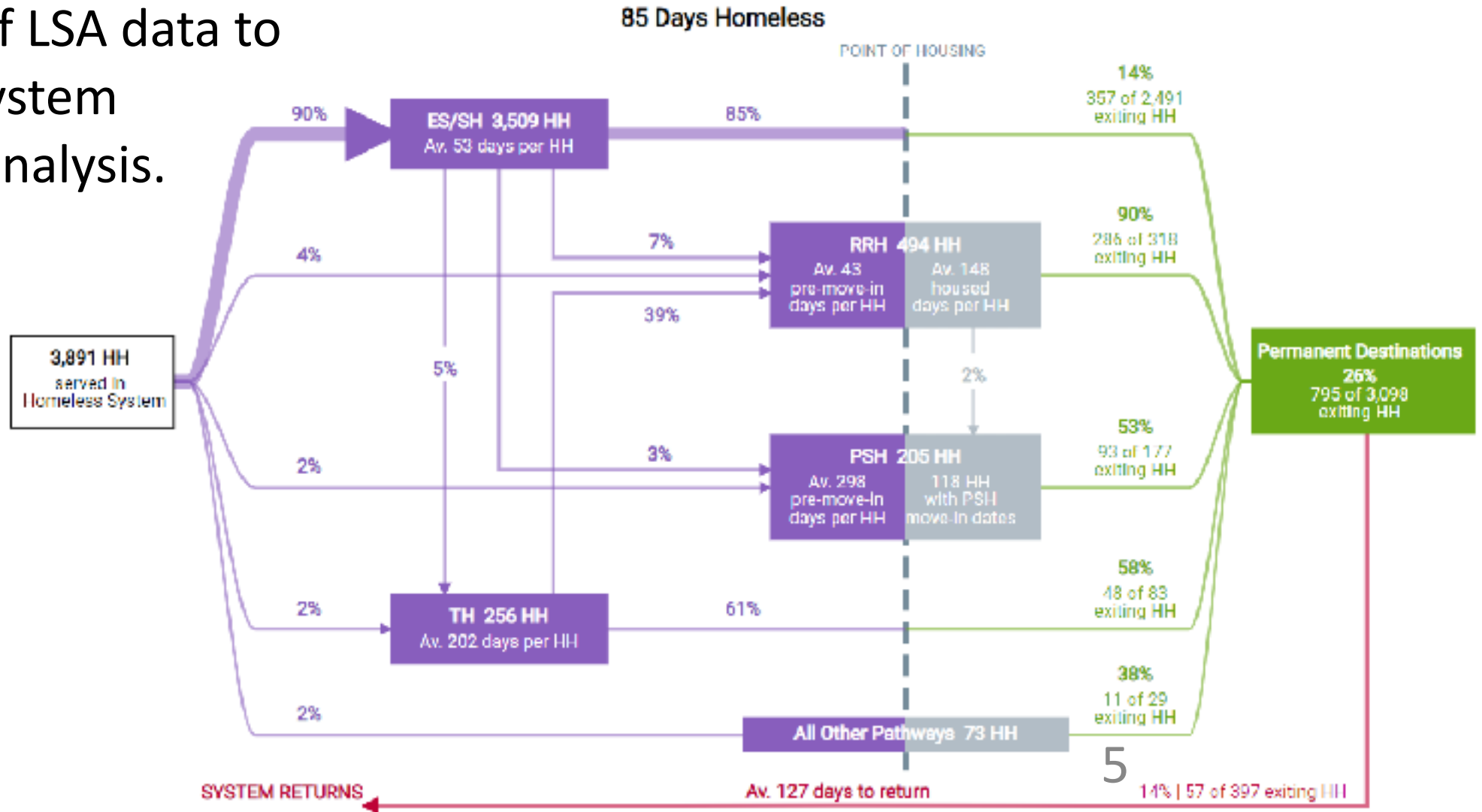
1. Review of Stella Basics
2. Live Stella demo - emphasis on new features
3. Discussion on interpreting data and developing improvement strategies

Stella P Basics



Stella P: What

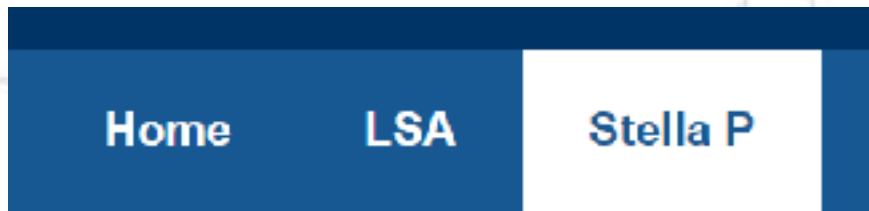
Visualization of LSA data to support CoC system performance analysis.



Stella P: How

Stella is hosted on the [HDX 2.0](#).
Register for an account and login.

Access managed locally by the HDX 2.0
primary user for the CoC. Request “read”
access to the LSA module to view Stella.



Once logged in, click on the “Stella”
hyperlink in the upper right-hand corner
of the screen to go to the Stella P
homepage.

Stella P: Who

Households served in the following HMIS participating projects during the report period:

- Emergency Shelter
- Safe Haven
- Transitional Housing
- Rapid Rehousing
- Permanent Supportive Housing

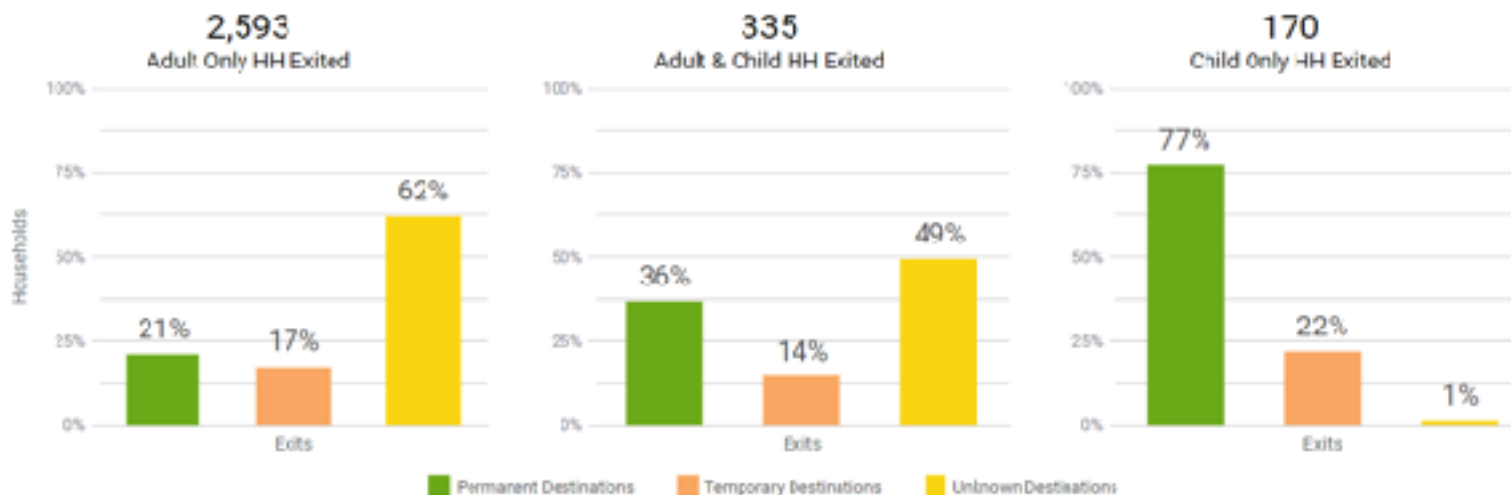
Stella P: When

2019 and 2020 LSA Official Submissions Available Now!



Stella P: Why

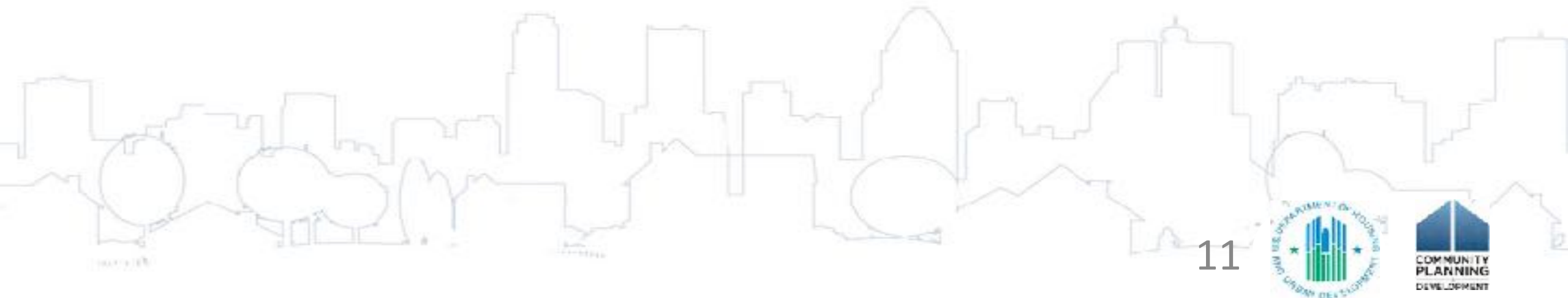
Understanding how your homeless crisis response system is performing is critical. Stella P helps CoCs understand how people are moving through the homeless system, what services they are accessing, and what the outcomes of those service pathways are. Stella P highlights disparities between subpopulations and visually connects the impact of data completeness on our ability to understand system performance.



Analyze System Performance with Stella P

Household Type or Population Group	Number of Households with Days Homeless	Average Days Homeless	Percent Exits to Permanent	Percent Exits to Unknown	Percent Returning Within First Six Months
All Households					
e.g., Adult Only (AO)					
e.g., AO Veteran					
Adult and Child (AC)					
e.g., AO 18-24 years old					

Stella P Demo



Using Stella P for System Performance Improvement

System Performance Improvement with Stella P



**ANALYZE
PERFORMANCE
DATA**



**EXPLORE
CONTRIBUTING
FACTORS**



**DESIGN
IMPROVEMENT
STRATEGIES**



**IMPLEMENT AND
EVALUATE
STRATEGIES**

Analyze System Performance with Stella P

Household Type	Number of Households with Days Homeless	Average Days Homeless	Percent Exits to Permanent	Percent Exits to Unknown	Percent Returning Within First Six Months
All Households	10,345 HH	64 days	65%	10%	12%
e.g., Adult Only (AO)	8,167 HH	59 days	62%	11%	14%
e.g., AO Veteran	833 HH	88 days	72%	7%	12%
e.g., AO 18-24 years old	899 HH	49 days	61%	12%	13%
Adult and Child (AC)	2,125 HH	85 days	79%	6%	4%

Interpreting Results

DRAW SOUND CONCLUSIONS ABOUT THE STORY THE DATA IS TELLING

Ask How and Why?

Why are we seeing these performance results?

What are facilitators or barriers to achieving intended outcomes?



Gather More Evidence

Quantitative data from HMIS, coordinated entry, secondary data sources

Debriefs, interviews with providers and clients

Review program practices and policies

Assess portfolio



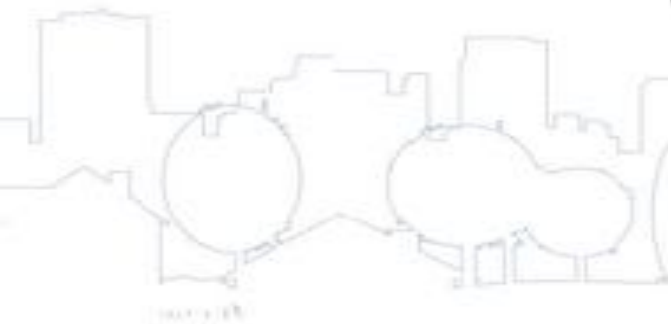
Identify Factors Influencing Performance

System-level?

Project-level?

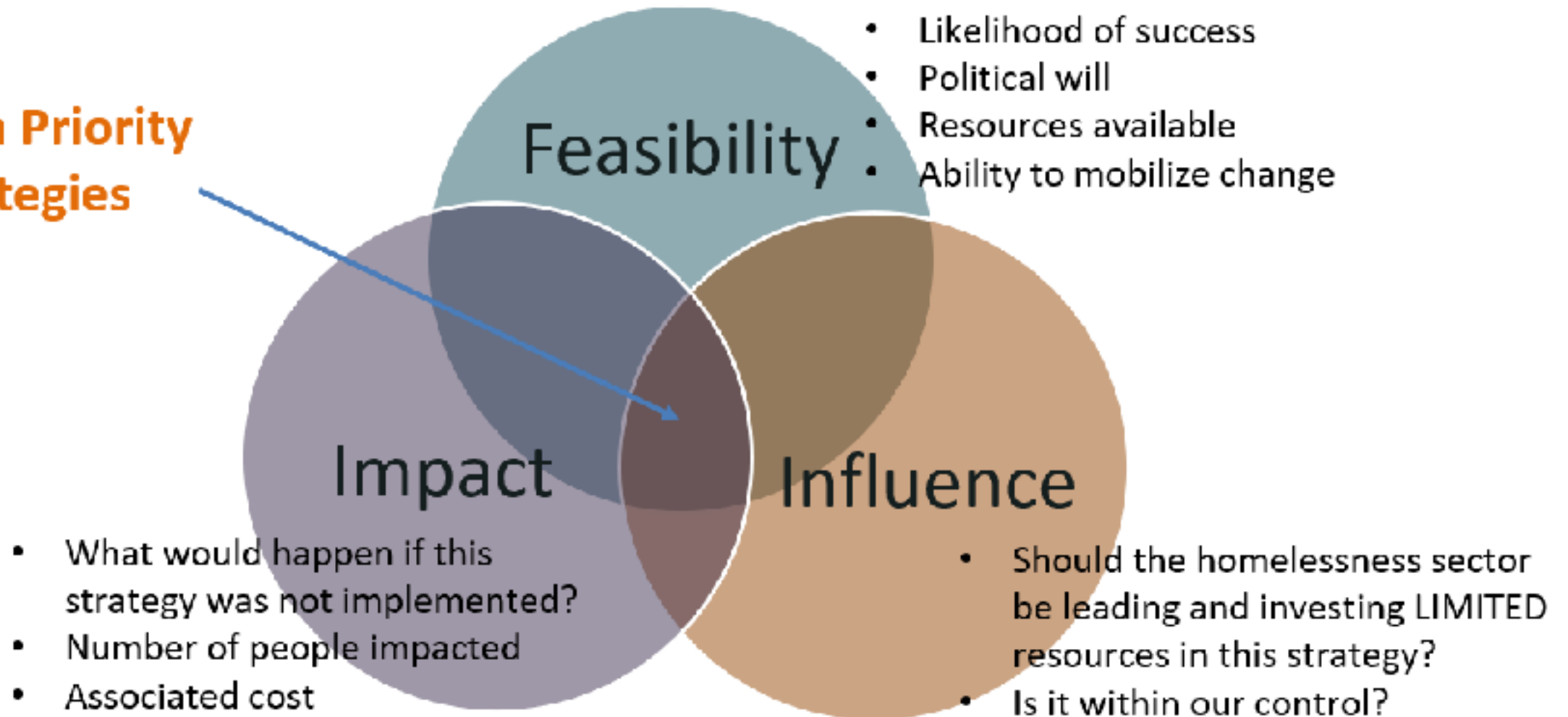
External/Environmental?

Designing Performance Improvement Strategies

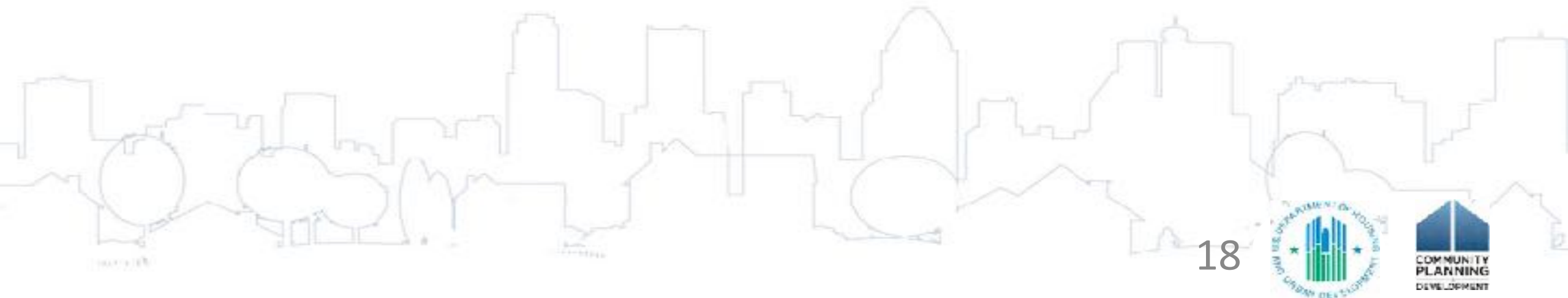


Prioritizing Performance Improvement Strategies

High Priority Strategies



Closing



Stella P Resources

<https://www.hudexchange.info/homelessness-assistance/stella/#stella-p-basic-resources>



[ihsPhoto](#) by Unknown Author is licensed under [CC BY-ND](#)

Stella P Resource Page: Data Universe

A video guide to understanding which households are included in each performance measure in Stella P as well as a PDF graphically displaying the six data universes used in Stella P.

Date Published: March 2021

Stella P Insights and Action Steps Guides

A set of guides describing the data quality and performance flags ("insights") available in Stella P and how they can be used to develop Action Steps to improve system performance.

Date Published: June 2020

Stella P Race and Ethnicity Analysis Guide

A guide to the sections of Stella P that can be used as part of a race and ethnicity equity analysis of a homeless system.

Date Published: June 2020

Stella P Questions

HUD Exchange Ask a Question: <https://www.hudexchange.info/program-support/my-question/>

Ask A Question

Step 2 of 2

2 of 2

*My question is related to:

HDX: Homelessness Data Exchange (including AHAR, HIC, LSA, PDX, PIT, Stella, Sys PM)

